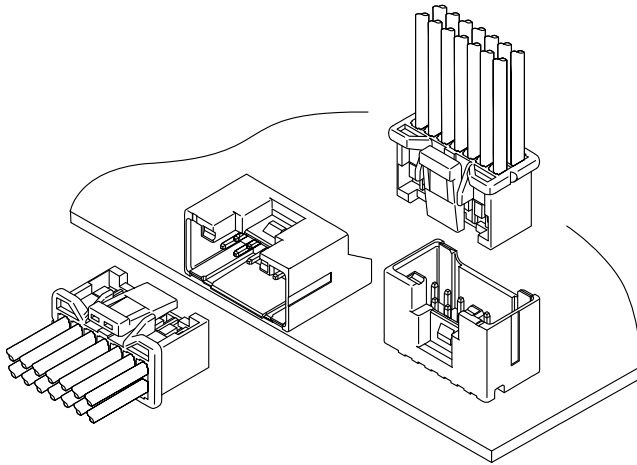


A2018 PUD CONNECTOR

2.00mm Pitch/Disconnectable Crimp style connectors



This is a board-to-wire connector with secure locking device that has been designed to 2.0mm pitch, crimping style and double-row. In spite of realizing low insertion force, the stable electric connection is demonstrated against the condition such as vibration, pinching and dry circuit. It is possible to unfasten the locking even if the header is surrounded with a case wall within height of header because the tip of locking device in receptacle does not protrude from its area.



- High reliability contact
- Superior operability
- Secure locking structure
- Polarizing key for mounting on PC board

Specifications:

- Current rating: 3 A AC,DC (AWG #22)
- Voltage rating: 250 V AC/DC
- Temperature range: -25°C ~ +105°C
(including temperature rise in applying electrical current)
- Contact resistance: Initial value/ 10m Ω max
After environmental testing/ 20m Ω max
- Insulation resistance: 1000 M Ω min
- Withstanding voltage: 800 VAC/minute
- Applicable wire: Conductor size/ AWG#28~#22
Insulation O.D./ 0.76 to 1.50 mm

- * Compliant with RoHS2/ HF/ REACH
- * Refer to "General Instruction and Notice when using Terminals and Connectors"
- * Contact CSG for details

Material:

Housing: PA66/UL94-V0;Color:White/ Black

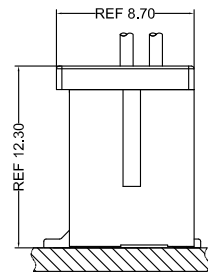
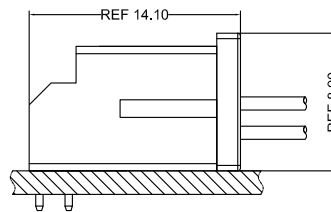
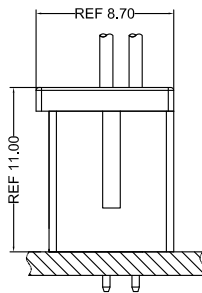
Terminal: Phosphor/ Tin-plated

DIP Wafer Housing: PA66/ PA46,UL94-V0;Color:White/ Black

DIP Pin: Brass/ Tin-plated/ Gold-Plated

SMT Wafer Housing: LCP,UL94-V0;Color:Natural/ Black

SMT Wafer Pin: Brass/ Tin-plated/ Gold-Plated

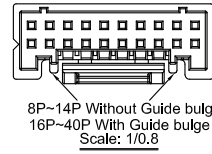
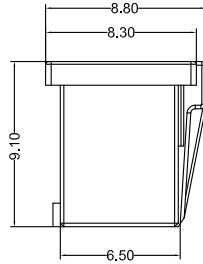
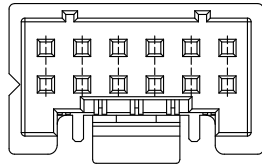
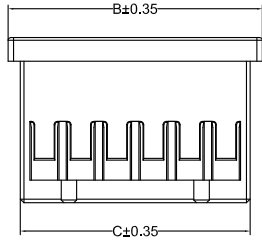
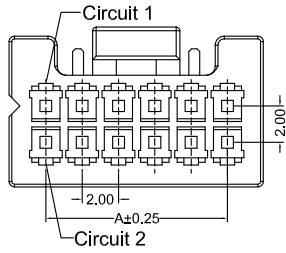


- Note: 1. The above figure is the figure viewed from the connector mounting side.
2. Tolerances are non-cumulative: ± 0.08 mm for all centers.
3. The dimensions above should serve as a guideline. Contact CSG for details.

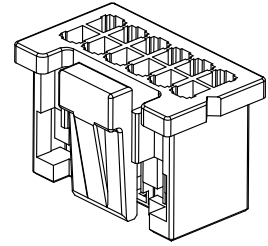
CSG

Tel:+86-769-85312070 85375507 E-mail:James@cs-g-china.com www.cs-g-china.com

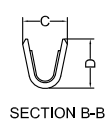
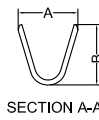
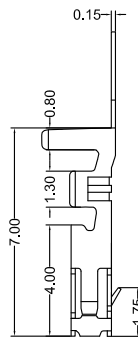
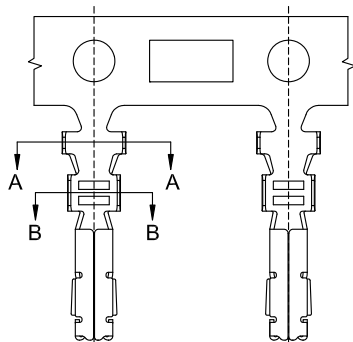
A2018 PUD



A2018HF 2XX AK P6 X 079
 PIN 205=2X5PINS
 SPECIAL
 AK=BUCKLE
 Material P6=PA66 94V-0
 Code 079
 Color 9=White 0=Black



CSG PART NO.	Dimension mm			Q'ty/BAG
	A	B	C	
A2018HF204AKP6X079	6.00	10.00	8.65	1000PCS
A2018HF205AKP6X079	8.00	12.00	10.65	1000PCS
A2018HF206AKP6X079	10.00	14.00	12.65	1000PCS
A2018HF207AKP6X079	12.00	16.00	14.65	1000PCS
A2018HF208AKP6X079	14.00	18.00	16.65	1000PCS
A2018HF209AKP6X079	16.00	20.00	18.65	1000PCS
A2018HF210AKP6X079	18.00	22.00	20.65	1000PCS
A2018HF211AKP6X079	20.00	24.00	22.65	1000PCS
A2018HF212AKP6X079	22.00	26.00	24.65	1000PCS
A2018HF213AKP6X079	24.00	28.00	26.65	1000PCS
A2018HF214AKP6X079	26.00	30.00	28.65	1000PCS
A2018HF215AKP6X079	28.00	32.00	30.65	1000PCS
A2018HF216AKP6X079	30.00	34.00	32.65	1000PCS
A2018HF217AKP6X079	32.00	36.00	34.65	1000PCS
A2018HF218AKP6X079	34.00	38.00	36.65	1000PCS
A2018HF219AKP6X079	36.00	40.00	38.65	1000PCS
A2018HF220AKP6X079	38.00	42.00	40.65	1000PCS



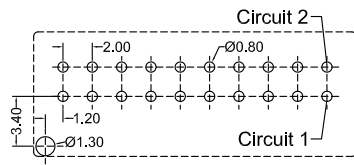
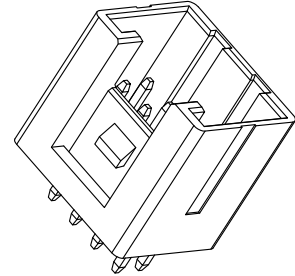
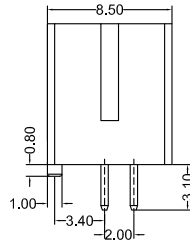
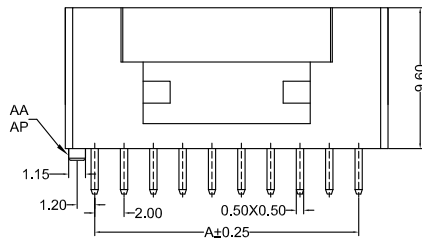
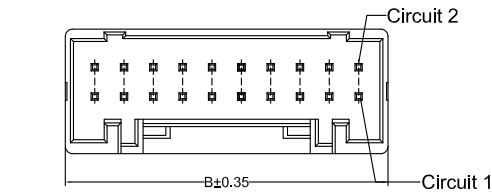
A2018 M X A TP 197
 Type M=Female Terminal
 SPECIAL O=NO Special M=Middle J=Short
 Material A=Phosphor
 Finish TP=Tin-Plated
 Code 197



CSG PART NO.	A	B	C	C	Wire Range	Insulation O.D.	Q'ty/Reel
A2018M0ATP197	2.30	2.70	1.90	1.50	AWG#22-#26	1.50mm(max)	5000PCS
A2018MMATP197	2.20	2.40	1.65	1.30	AWG#24-#28	1.40mm(max)	5000PCS
A2018MJATP197	2.00	1.85	1.15	1.10	AWG#26-#30	1.30mm(max)	5000PCS



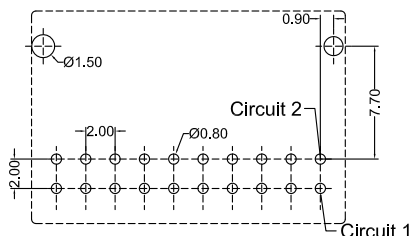
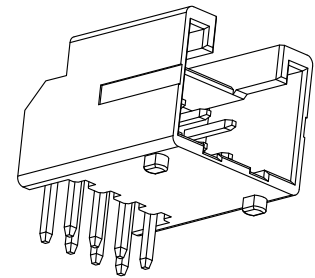
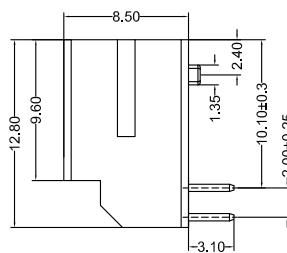
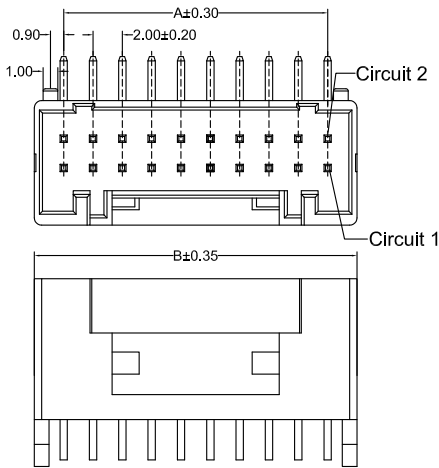
A2018 PUD



Recommended P.C.B Layout
General Tolerance±0.05

A2018VD 2XX AA XX XX AX 001
 PIN
 202=2X2PINS
 SPECIAL
 AA=NO Special
 AP= Pillars
 Material
 P6=PA66 94V-0
 P4=PA46 94V-0
 Finish
 TP=Terminal Tin-Plated
 GF=Terminal Gold-Plated
 Code
 001
 Color
 9=White
 0=Black
 Packing
 A=TUBE

CSG PART NO.	Dimension mm		Q'ty/BAG	Q'ty/Tube
	A	B		
A2018VD204AXXXXXXAX001	6.00	10.00	1000PCS	50PCS
A2018VD205AXXXXXXAX001	8.00	12.00	1000PCS	42PCS
A2018VD206AXXXXXXAX001	10.00	14.00	1000PCS	36PCS
A2018VD207AXXXXXXAX001	12.00	16.00	1000PCS	31PCS
A2018VD208AXXXXXXAX001	14.00	18.00	1000PCS	28PCS
A2018VD209AXXXXXXAX001	16.00	20.00	1000PCS	25PCS
A2018VD210AXXXXXXAX001	18.00	22.00	1000PCS	23PCS
A2018VD211AXXXXXXAX001	20.00	24.00	1000PCS	21PCS
A2018VD212AXXXXXXAX001	22.00	26.00	1000PCS	19PCS
A2018VD213AXXXXXXAX001	24.00	28.00	1000PCS	18PCS
A2018VD214AXXXXXXAX001	26.00	30.00	1000PCS	16PCS
A2018VD215AXXXXXXAX001	28.00	32.00	1000PCS	15PCS
A2018VD216AXXXXXXAX001	30.00	34.00	1000PCS	15PCS
A2018VD217AXXXXXXAX001	32.00	36.00	1000PCS	14PCS
A2018VD218AXXXXXXAX001	34.00	38.00	1000PCS	13PCS
A2018VD219AXXXXXXAX001	36.00	40.00	1000PCS	12PCS
A2018VD220AXXXXXXAX001	38.00	42.00	1000PCS	12PCS



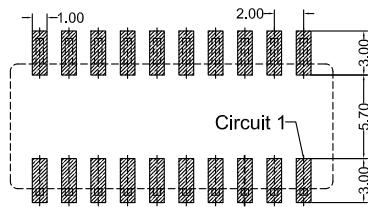
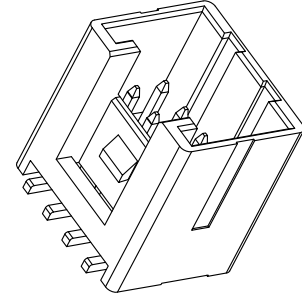
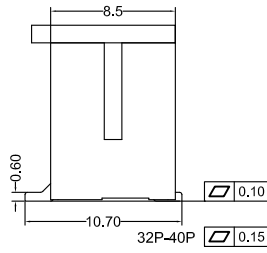
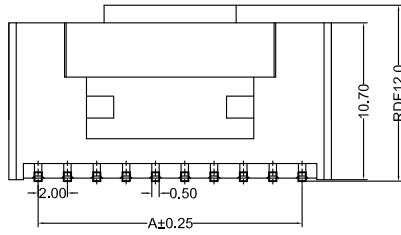
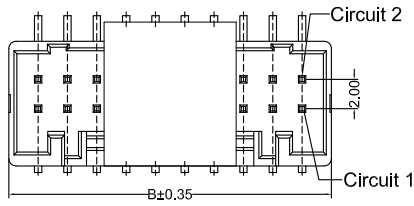
Recommended P.C.B Layout
General Tolerance±0.05

A2018RD 2XX AA XX XX AX 001
 PIN
 202=2X2PINS
 SPECIAL
 AA=NO Special
 AP= Pillars
 Material
 P6=PA66 94V-0
 P4=PA46 94V-0
 Finish
 TP=Terminal Tin-Plated
 GF=Terminal Gold-Plated
 Code
 001
 Color
 9=White
 0=Black
 Packing
 A=TUBE

CSG PART NO.	Dimension mm		Q'ty/Tube
	A	B	
A2018RD204APXXXXXAX001	6.00	10.00	50PCS
A2018RD205APXXXXXAX001	8.00	12.00	42PCS
A2018RD206APXXXXXAX001	10.00	14.00	36PCS
A2018RD207APXXXXXAX001	12.00	16.00	31PCS
A2018RD208APXXXXXAX001	14.00	18.00	28PCS
A2018RD209APXXXXXAX001	16.00	20.00	25PCS
A2018RD210APXXXXXAX001	18.00	22.00	23PCS
A2018RD211APXXXXXAX001	20.00	24.00	21PCS
A2018RD212APXXXXXAX001	22.00	26.00	19PCS
A2018RD213APXXXXXAX001	24.00	28.00	18PCS
A2018RD214APXXXXXAX001	26.00	30.00	16PCS
A2018RD215APXXXXXAX001	28.00	32.00	15PCS
A2018RD216APXXXXXAX001	30.00	34.00	15PCS
A2018RD217APXXXXXAX001	32.00	36.00	14PCS
A2018RD218APXXXXXAX001	34.00	38.00	13PCS
A2018RD219APXXXXXAX001	36.00	40.00	12PCS
A2018RD220APXXXXXAX001	38.00	42.00	12PCS



A2018 PUD



Recommended P.C.B Layout
General Tolerance±0.05

A2018VS 2XX AA XX XX X X 001
 PIN PIN
 202=2X2PINS
 SPECIAL
 AA=NO Spectral
 Material
 LP=LCP 94V-0
 Finish
 TP=Terminal Tin-Plated
 GF=Terminal Gold-Plated
 Code
 001
 Color
 A=Natural
 0=Black
 Packing
 B=Tape & Reel

CSG PART NO.	Dimension mm		Q'ty/Reel
	A	B	
A2018VS204AALPXXBX001	6.00	10.00	200PCS
A2018VS205AALPXXBX001	8.00	12.00	200PCS
A2018VS206AALPXXBX001	10.00	14.00	200PCS
A2018VS207AALPXXBX001	12.00	16.00	200PCS
A2018VS208AALPXXBX001	14.00	18.00	200PCS
A2018VS209AALPXXBX001	16.00	20.00	200PCS
A2018VS210AALPXXBX001	18.00	22.00	200PCS
A2018VS211AALPXXBX001	20.00	24.00	200PCS
A2018VS212AALPXXBX001	22.00	26.00	200PCS
A2018VS213AALPXXBX001	24.00	28.00	200PCS
A2018VS214AALPXXBX001	26.00	30.00	200PCS
A2018VS215AALPXXBX001	28.00	32.00	200PCS
A2018VS216AALPXXBX001	30.00	34.00	200PCS
A2018VS217AALPXXBX001	32.00	36.00	200PCS
A2018VS218AALPXXBX001	34.00	38.00	200PCS
A2018VS219AALPXXBX001	36.00	40.00	200PCS
A2018VS220AALPXXBX001	38.00	42.00	200PCS

