


PIN	A	B	C	PIN	A	B	C
4	6.20	1.50	2.60	37	22.70	18.00	19.10
5	6.70	2.00	3.10	38	23.20	18.50	19.60
6	7.20	2.50	3.60	39	23.70	19.00	20.10
7	7.70	3.00	4.10	40	24.20	19.50	20.60
8	8.20	3.50	4.60	41	24.70	20.00	21.10
9	8.70	4.00	5.10	42	25.20	20.50	21.60
10	9.20	4.50	5.60	43	25.70	21.00	22.10
11	9.70	5.00	6.10	44	26.20	21.50	22.60
12	10.20	5.50	6.60	45	26.70	22.00	23.10
13	10.70	6.00	7.10	46	27.20	22.50	23.60
14	11.20	6.50	7.60	47	27.70	23.00	24.10
15	11.70	7.00	8.10	48	28.20	23.50	24.60
16	12.20	7.50	8.60	49	28.70	24.00	25.10
17	12.70	8.00	9.10	50	29.20	24.50	25.60
18	13.20	8.50	9.60	51	29.70	25.00	26.10
19	13.70	9.00	10.10	52	30.20	25.50	26.60
20	14.20	9.50	10.60	53	30.70	26.00	27.10
21	14.70	10.00	11.10	54	31.20	26.50	27.60
22	15.20	10.50	11.60	55	31.70	27.00	28.10
23	15.70	11.00	12.10	56	32.20	27.50	28.60
24	16.20	11.50	12.60	57	32.70	28.00	29.10
25	16.70	12.00	13.10	58	33.20	28.50	29.60
26	17.20	12.50	13.60	59	33.70	29.00	30.10
27	17.70	13.00	14.10	60	34.20	29.50	30.60
28	18.20	13.50	14.60	61	34.70	30.00	31.10
29	18.70	14.00	15.10	62	35.20	30.50	31.60
30	19.20	14.50	15.60	63	35.70	31.00	32.10
31	19.70	15.00	16.10	64	36.20	31.50	32.60
32	20.20	15.50	16.60	65	36.70	32.00	33.10
33	20.70	16.00	17.10	66	37.20	32.50	33.60
34	21.20	16.50	17.60	67	37.70	33.00	34.10
35	21.70	17.00	18.10	68	38.20	33.50	34.60
36	22.20	17.50	18.60				

## CUSTOMER DRAWING

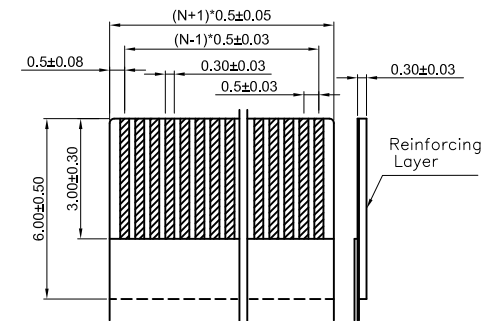
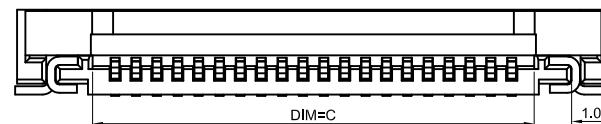
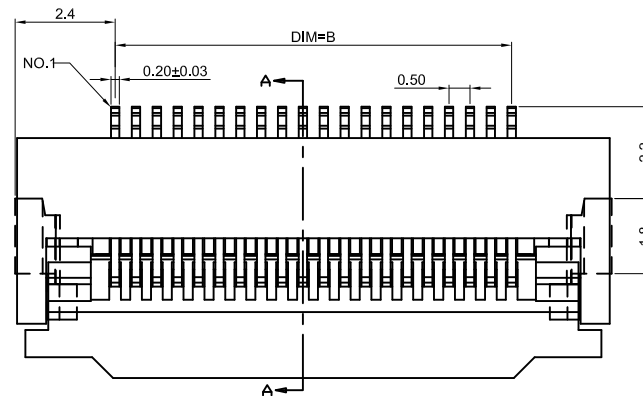
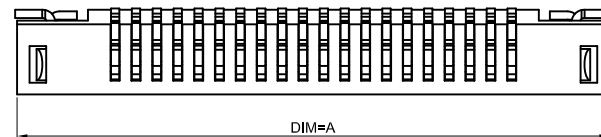
REVISIONS				
SYM	ECN No.	DESCRIPTION	DATE	APPROVED
A		MASS-PRODUCTION	04/20/2017	James

Electrical Characteristics:  
 Current rating: 0.4A AC/DC  
 Voltage rating: 50V AC/DC  
 Temperature range: -25°C~+85°C  
 Withstand Voltage: 200V AC/Minute  
 Contact Resistance:  $\leq 20m\Omega$   
 Insulation resistance:  $\geq 500m\Omega$   
 Relative Humidity: 93%+40°C

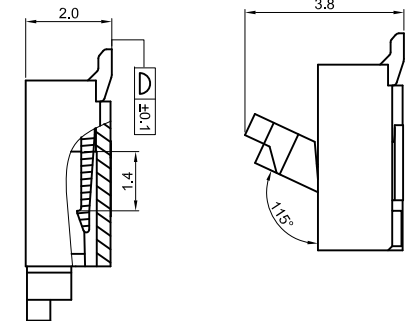
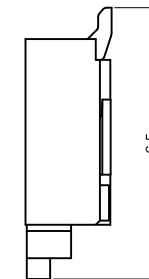
Material Description:  
 Terminal: Phosphor Bronze Tin-Leadplated  
 Fitting Nail: Brass Tin-plated  
 Housing: Thermoplastic(UL94V-0)  
 Slider: Thermoplastic(UL94V-0)



RECOMMENDED PCB LAYOUT



RECOMMENDED FFC/FPC DIM.



SECTION A-A



**NOTES:**

1. PLASTIC BURRS 0.1mm MAX
2. PART NO. SPECIFICATION: 11-50-XX01-XX



PACK:  
1:Tape  
2:Reel

- Plating code:  
 1: Tin-Leadplated  
 2: Gold flash  
 3: Gold 3μm  
 4: Gold 5μm  
 5: Gold-flash on contact area

TOLERANCE UNIT(mm)	APPROVALS	DATE	CSG Industrial Co.,Ltd http://www.csg-china.com			
X, ±0.40	DRAWN		TITLE			
X.X ±0.30	CHECKED		0.50mm Pitch FPC(H 2.00)			
X.XX ±0.20	APPROVED		SCALE N.A.	PART NO.	DRAWING NO.	REV.
X.XXX ±0.10			SHEET 1 OF 1	11-50-XX01-XX	11-50-XX01-XX A	A
ANGULAR ±2°			CUSTOMER CODE	CUSTOMER PART NO.		
UNLESS OTHERWISE SPECIFIED			UNIT	MM		